



AOISUN DELLOK
STEEL STRUCTURES

We are an integrated solution provider in the farm-to-table supply chain.

Grain Storage

Steel silo / conveying system/ drying system

Animal Farming

Animal houses, feeding systems, farm environmental systems

Oilseed Processing

Pretreatment/solvent extraction/refining Oils & Fats fractionation/protein concentration

Feed Milling

Pet food/livestock and poultry feed / aqua feed/premix processing machines and plants

Modern Agriculture

Steel structure building/ automatic packaging & logistics



Design Capability

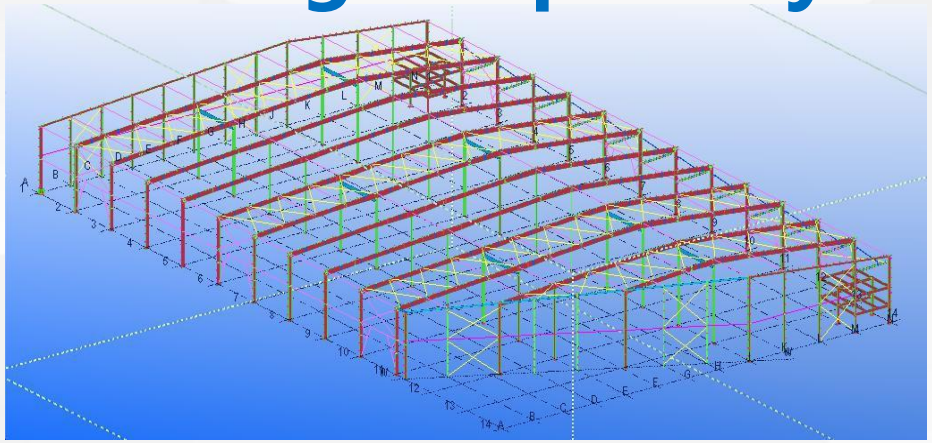

PKPM model

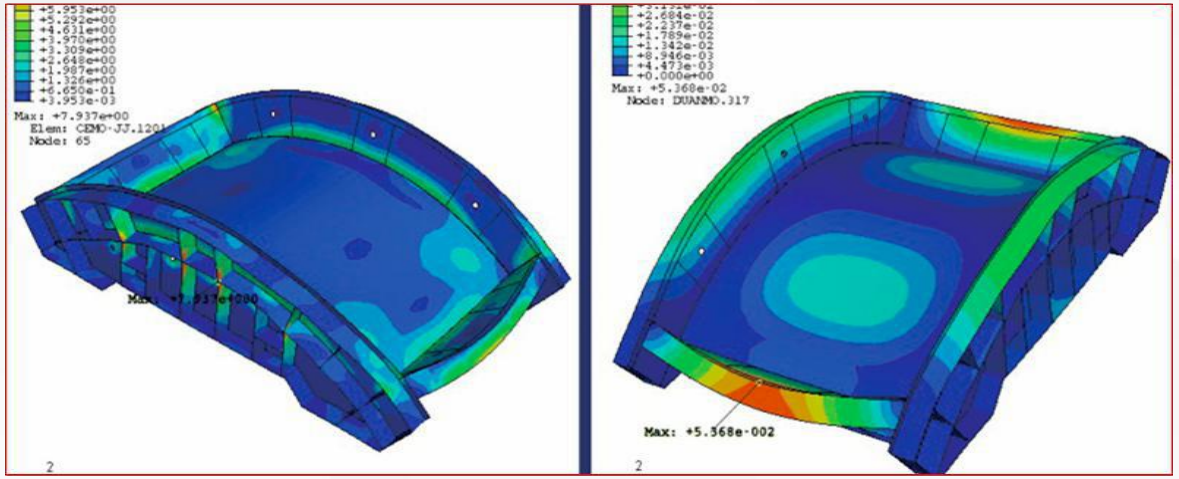

Midas Gen analysis

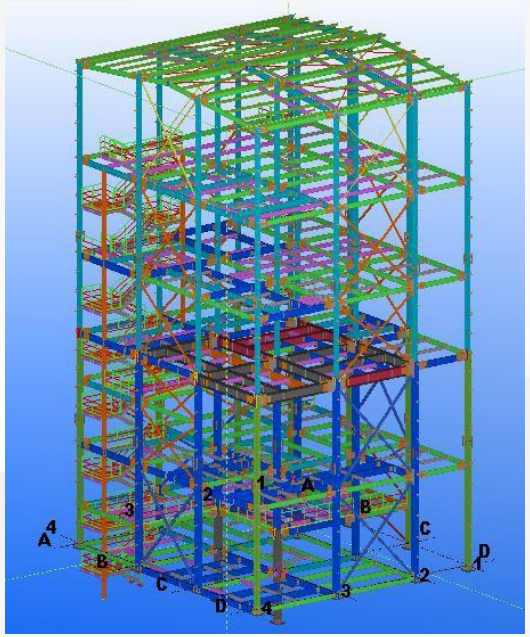

Tekla Structures

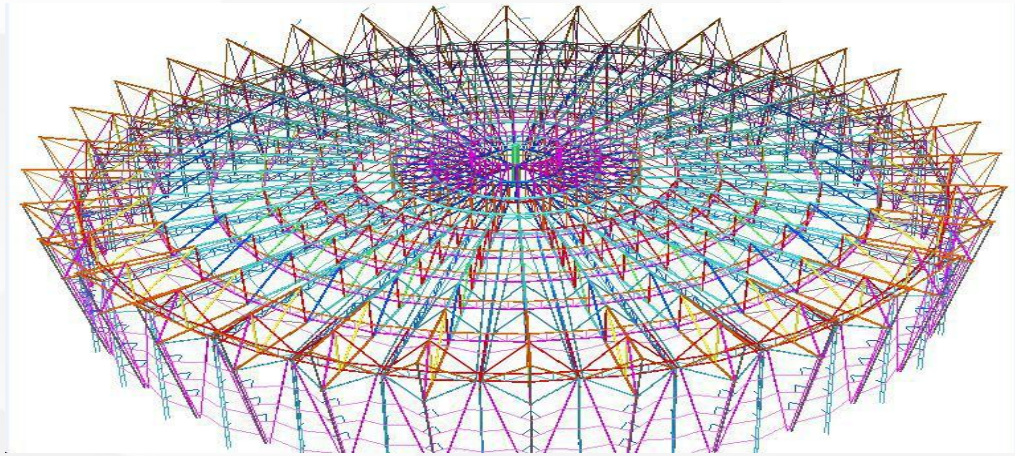

3D3S

Design Capability-Erection drawing

1. Our team can also issue erection drawings.
2. We can issue the erection drawings with metric and imperial dimensions.
3. Erection drawing details are issued in English, or other main languages as required.

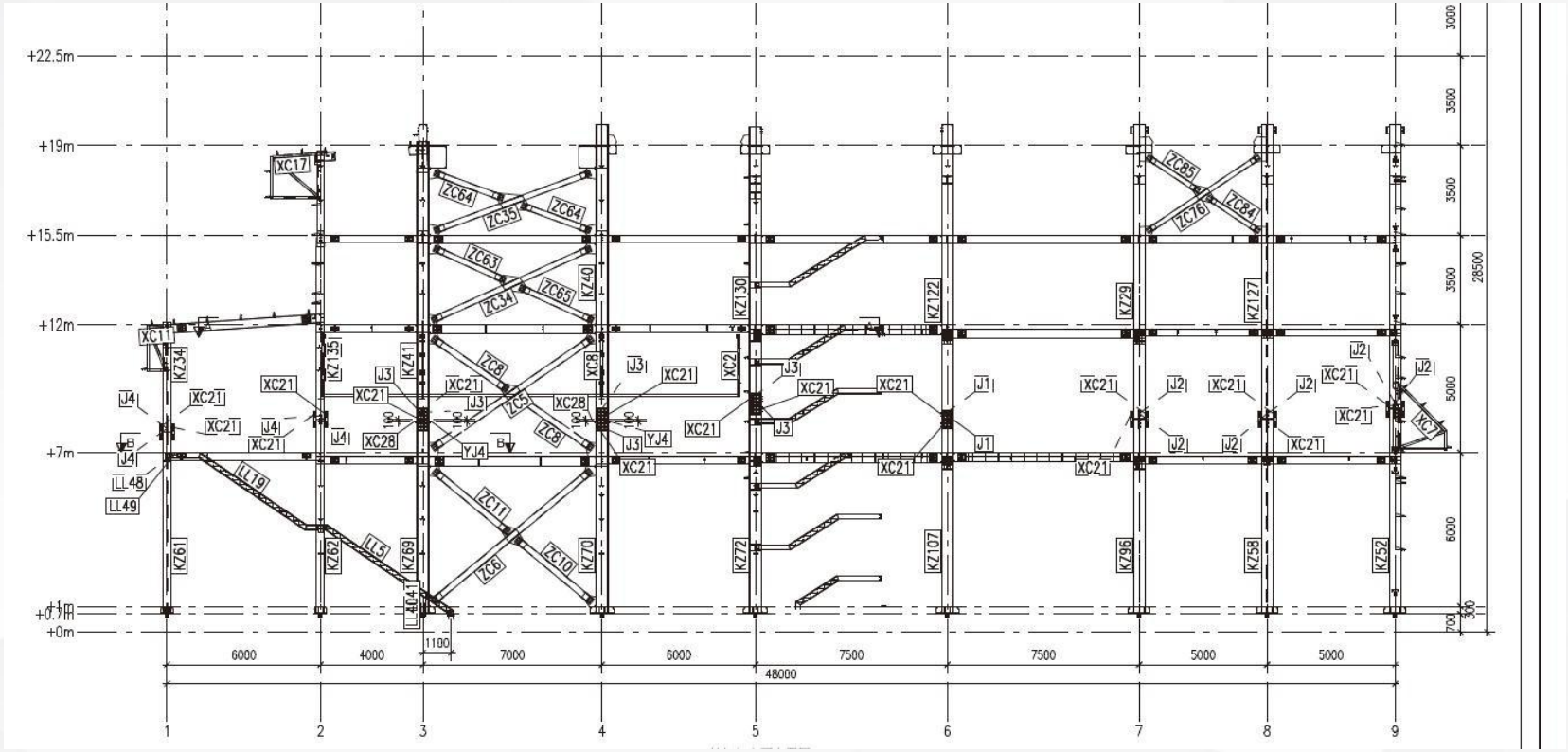

STRUCTURAL STEEL PRODUCTS

1. HOT ROLLED STEEL BEAMS-MAIN STRUCTURES
2. HOT ROLLED STEEL PROFILES-MAIN & SECONDARY STRUCTURES
3. BUILT-UP STEEL BEAMS
4. BUILT-UP STEEL SECTIONS
5. BOX COLUMNS
6. STAR COLUMNS
7. PLATEWORK
8. STEEL GIRDERS
9. HOT ROLLED STEEL PROFILES-MAIN & SECONDARY STRUCTURES
10. SERVICE PLATFORMS, CIRCULAR PLATFORMS & CATWALKS
11. TRUSSES
12. PIPE RACKS
13. CONVEYOR STRUCTURES
14. PANELWORK
15. DUCTWORK

Process flow

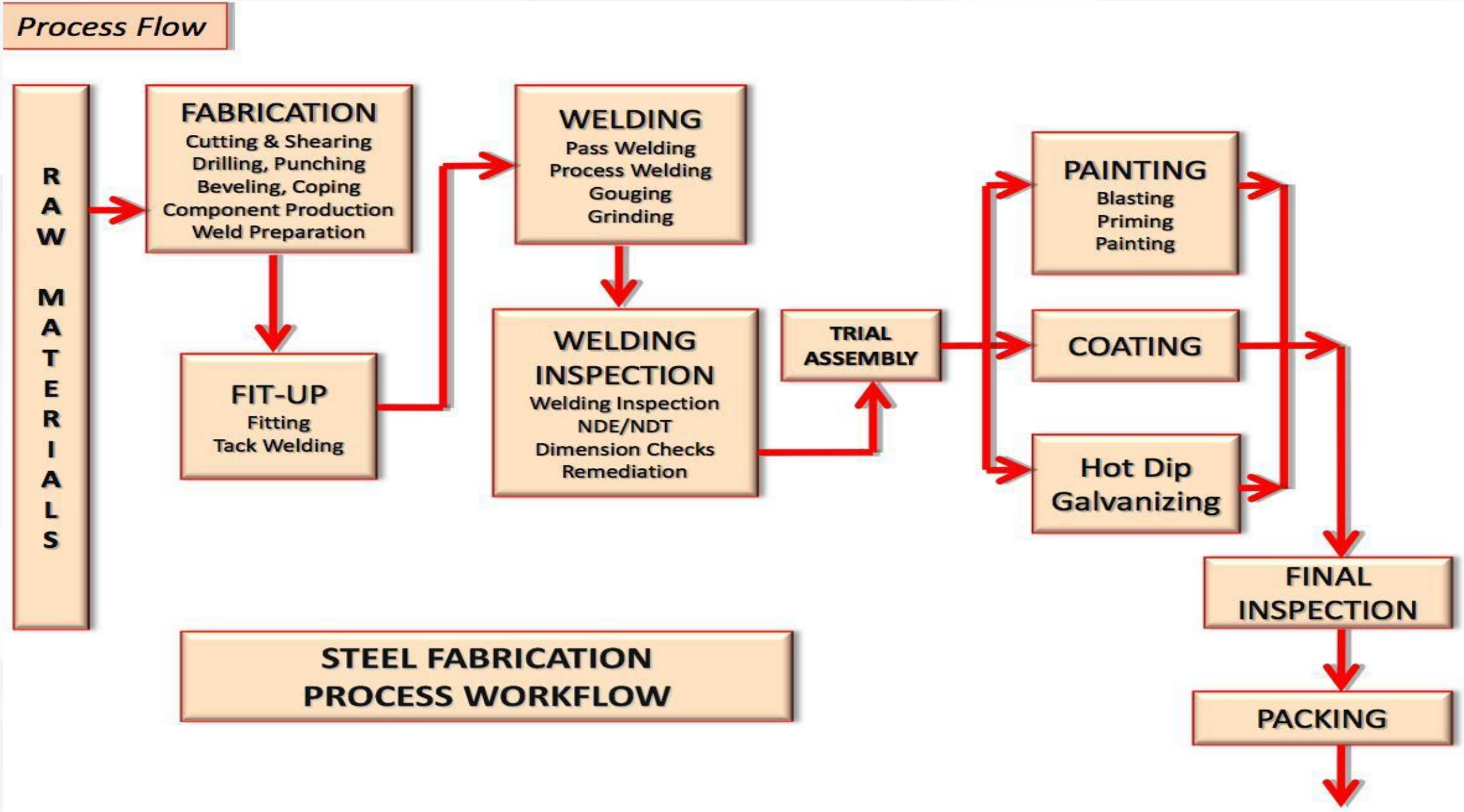

Material Procurement

SPECIFICATION	LOCATION	MILL	LEAD TIME
GB 235/345	China	BAO / ANGANG	7-15 DAYS
EN S275/S355	S. KOREA	HYUNDAI	60 DAYS
ASTM A36/A572	S. KOREA	HYUNDAI	60 DAYS
JIS SS400/SS490	JAPAN	JFE	60 DAYS
ASTM A36/A572	JAPAN	JFE	60 DAYS
JIS SS400/SS490	TAIWAN	CSC DRAGON	45 DAYS
ASTM A36/A572	TAIWAN	CSC DRAGON	60 DAYS
EN S275/S355	TAIWAN	CSC DRAGON	60 DAYS
ASTM A36/A572	LUXEMBOURG	ARCELOR MITTAL	60 DAYS
EN S275/S355	LUXEMBOURG	ARCELOR MITTAL	60 DAYS

Since China's inception to the WTO, there has been a steady flow of, and assimilation of sector technology. Today China produces 45 percent of the world's steel and has 6 of the world's 10 largest production bases.

Whatever steel standard is required for the project, we can provide the correct solution. When schedules are tight, we can procure steel against the Advanced Bill of Materials, or ABM.

The ABM is a preliminary bill of materials prepared using the engineering drawings. Using the ABM we can purchase steel or reserve a production for a quantity of shapes produced by a mill in advance of the normal procurement cycle that would begin after detailing has been completed. This method can save up to 60 days of project lead time.

General material list for different standard

产品明细 PRODUCT DETAILS

01.日标H型钢 H Section JIS

尺寸和截面特性 Dimensions and Sectional Properties

(1) JIS G3192:1994 JIS G3136:2008



型号（宽度*高度） Division (depth x width)	理论重量 Unit Weight (kg/m)	截面尺寸 Standard Sectional Dimension (mm)					截面面积 Sectional Area (cm²)
	W	H	B	t_1	t_2	r	A
100 x 100	16.9	100	100	6	8	8	21.59
125 x 125	23.6	125	125	6.5	9	8	30.00
150 x 75	14.0	150	75	5	7	8	17.85
150 x 100	20.7	148	100	6	9	8	26.35
150 x 150	31.1	150	150	7	10	8	39.65
200 x 100	17.8	198	99	4.5	7	8	22.69
	20.9	200	100	5.5	8	8	26.67
200 x 150	29.9	194	150	6	9	8	38.11
200 x 200	49.9	200	200	8	12	13	63.53
250 x 125	25.1	248	124	5	8	8	31.99
	29.0	250	125	6	9	8	36.97
250 x 175	43.6	244	175	7	11	13	55.49
250 x 250	71.8	250	250	9	14	13	91.43
300 x 150	32.0	298	149	5.5	8	13	40.80
	36.7	300	150	6.5	9	13	46.78
300 x 200	55.8	294	200	8	12	13	71.05
300 x 300	93.0	300	300	10	15	13	118.5
350 x 175	41.2	346	174	6	9	13	52.45
	49.4	350	175	7	11	13	62.91
350 x 250	78.1	340	250	9	14	13	99.53
350 x 350	135	350	350	12	19	13	171.9
400 x 200	56.1	396	199	7	11	13	71.41
	65.4	400	200	8	13	13	83.37
400 x 300	105	390	300	10	16	13	133.3
400 x 400	172	400	400	13	21	22	218.7
	232	414	405	18	28	22	295.4
	283	428	407	20	35	22	360.7
	415	458	417	30	50	22	528.6
	605	498	432	45	70	22	770.1
450 x 200	65.1	446	199	8	12	13	82.97
	74.9	450	200	9	14	13	95.43

01.日标H型钢 H Section JIS

尺寸和截面特性 Dimensions and Sectional Properties

(1) JIS G3192:1994 JIS G3136:2008



型号（宽度*高度） Division (depth x width)	理论重量 Unit Weight (kg/m)	截面尺寸 Standard Sectional Dimension (mm)					截面面积 Sectional Area (cm²)
	W	H	B	t1	t2	r	A
450 x 300	121	440	300	11	18	13	153.9
500 x 200	77.9	496	199	9	14	13	99.29
	86.2	500	200	10	16	13	112.3
500 x 300	111	482	300	11	15	13	141.2
	125	488	300	11	18	13	159.2
600 x 200	92.5	596	199	10	15	13	117.8
	103	600	200	11	17	13	131.7
600 x 300	133	582	300	12	17	13	169.2
	147	588	300	12	20	13	187.2
	170	594	302	14	23	13	217.1
700 x 300	163	692	300	13	20	18	207.5
	182	700	300	13	24	18	231.5
800 x 300	166	792	300	14	22	18	239.5
	207	800	300	14	26	18	263.5
900 x 300	210	890	299	15	23	18	266.9
	240	900	300	16	28	18	305.8
	283	912	302	18	34	18	360.1
	304	918	303	19	37	18	387.4
1000 x 300	217	970	297	16	21	18	275
	248	980	298	17	26	18	315.5
	271	990	298	17	31	18	345.3
	310	1000	300	19	36	18	395.1
	345	1008	302	21	40	18	439.3

Japan

01.美标H型钢 H Section ASTM

尺寸和截面特性 Dimensions and Sectional Properties

(1) ASTM A6-2014



型号 Designation	重量 Unit Weight (lbs/ft)	理论重量 Unit Weight (kg/m)	截面尺寸 Standard Sectional Dimension (mm)					截面面积 Sectional Area (cm²)
	W	M	H	B	t_1	t_2	r	A
W4 x 4	13	19.3	106	103	7.1	8.8	7.6	24.90
W5 x 5	16	23.8	127	127	6.1	9.1	7.6	30.26
	19	28.1	131	128	6.9	10.9	7.6	35.88
W6 x 4	8.5	13	148	100	4.3	4.9	7.6	16.25
	9	13.5	150	100	4.3	5.5	7.6	17.48
	12	18	153	102	5.8	7.1	7.6	22.99
	16	24	160	102	6.6	10.3	7.6	30.76
W6 x 6	15	22.5	152	152	5.8	6.6	7.6	28.63
	20	29.8	157	153	6.6	9.3	7.6	38.10
	25	37.1	162	154	8.1	11.6	7.6	47.57
W8 x 4	10	15	200	100	4.3	5.2	7.6	19.08
	13	19.3	203	102	5.8	6.5	7.6	24.72
	15	22.5	206	102	6.2	8.0	7.6	28.60
W8 x 5¼	14	21.4	203	134	5.8	6.4	7.6	27.21
	18	26.6	207	133	5.8	8.4	7.6	33.93
	21	31.3	210	134	6.4	10.2	7.6	39.97
W8 x 6½	24	35.9	201	165	6.2	10.2	10.2	45.76
	28	41.7	205	166	7.2	11.8	10.2	53.11
W8 x 8	31	46.1	203	203	7.2	11.0	10.2	58.62
	35	52	206	204	7.9	12.6	10.2	66.52
	40	59	210	205	9.1	14.2	10.2	75.60
	48	71	216	206	10.2	17.4	10.2	91.05
	58	86	222	209	13.0	20.6	10.2	110.5
	67	100	229	210	14.5	23.7	10.2	126.8
W10 x 4	12	17.9	251	101	4.8	5.3	7.6	22.68
	15	22.3	254	102	5.8	6.9	7.6	28.43
	17	25.3	257	102	6.1	8.4	7.6	32.26
	19	28.4	260	102	6.4	10.0	7.6	36.28
W10 x 5¾	22	32.7	258	146	6.1	9.1	7.6	41.73
	26	38.5	262	147	6.6	11.2	7.6	49.17
	30	44.8	266	148	7.6	13.0	7.6	57.10

01.美标H型钢 H Section ASTM

尺寸和截面特性 Dimensions and Sectional Properties

(2) ASTM A6-2014



型号 Designation	重量 Unit Weight (lbs/ft)	理论重量 Unit Weight (kg/m)	截面尺寸 Standard Sectional Dimension (mm)					截面面积 Sectional Area (cm²)
	W	M	H	B	t_1	t_2	r	A
W10 x 8	33	49.1	247	202	7.4	11.0	12.7	62.53
	39	58	252	203	8.0	13.5	12.7	74.14
	45	67	257	204	8.9	15.7	12.7	85.38
W10 x 10	49	73	253	254	8.6	14.2	12.7	92.9
	54	80	256	255	9.4	15.6	12.7	102.0
	60	89	260	256	10.7	17.3	12.7	114.0
	68	101	264	257	11.9	19.6	12.7	129.0
	77	115	269	259	13.5	22.1	12.7	146.1
	88	131	275	261	15.4	25.1	12.7	166.9
	100	149	282	263	17.3	28.4	12.7	189.5
	112	167	289	265	19.2	31.8	12.7	212.8
W12 x 4	14	21	303	101	5.1	5.7	7.6	26.83
	16	23.8	305	101	5.6	6.7	7.6	30.37
	19	28.3	309	102	6.0	8.9	7.6	36.06
	22	32.7	313	102	6.6	10.8	7.6	41.63
W12 x 6½	26	38.7	310	165	5.8	9.7	7.6	49.35
	30	44.5	313	166	6.6	11.2	7.6	56.80
	35	52	317	167	7.6	13.2	7.6	66.60
W12 x 8	40	60	303	203	7.5	13.1	15.2	76.03
	45	67	306	204	8.5	14.6	15.2	85.19
	50	74	310	205	9.4	16.3	15.2	94.92
W12 x 10	53	79	306	254	8.8	14.6	15.2	100.5
	58	86	310	254	9.1	16.3	15.2	110.1
W12 x 12	65	97	308	305	9.9	15.4	15.2	123.3
	72	107	311	306	10.9	17.0	15.2	136.2
	79	117	314	307	11.9	18.7	15.2	149.7

US

General material list for different standard

01.德标H型钢/欧标H型钢（HEA/HEB）
H Section DIN1025/EN10025



尺寸和截面特性　Dimensions and Sectional Properties

（1）EN10034:1997　EN10163-3：2004

型号 Designation		理论重量 Unit Weight (kg/m)	截面尺寸 Standard Sectional Dimension (mm)					截面面积 Sectional Area (cm²)
		W	H	B	t_1	t_2	r	A
HE100	A	16.7	96.0	100.0	5.0	8.0	12.0	21.24
	B	20.4	100.0	100.0	6.0	10.0	12.0	26.04
	M	41.8	120.0	106.0	12.0	20.0	12.0	53.24
HE120	A	19.9	114.0	120.0	5.0	8.0	12.0	25.34
	B	26.7	120.0	120.0	6.5	11.0	12.0	34.01
	M	52.1	140.0	126.0	12.5	21.0	12.0	66.41
HE140	A	24.7	133.0	140.0	5.5	8.5	12.0	31.42
	B	33.7	140.0	140.0	7.0	12.0	12.0	42.96
	M	63.2	160.0	146.0	13.0	22.0	12.0	80.56
HE160	A	30.4	152.0	160.0	6.0	9.0	15.0	38.77
	B	42.6	160.0	160.0	8.0	13.0	15.0	54.25
	M	76.2	180.0	166.0	14.0	23.0	15.0	97.05
HE180	A	35.5	171.0	180.0	6.0	9.5	15.0	45.25
	B	51.2	180.0	180.0	8.5	14.0	15.0	65.25
	M	88.9	200.0	186.0	14.5	24.0	15.0	113.3
HE200	A	42.3	190.0	200.0	6.5	10.0	18.0	53.83
	B	61.3	200.0	200.0	9.0	15.0	18.0	78.08
	M	103	220.0	206.0	15.0	25.0	18.0	131.3
HE220	A	50.5	210.0	220.0	7.0	11.0	18.0	64.34
	B	71.5	220.0	220.0	9.5	16.0	18.0	91.04
	M	117	240.0	226.0	15.5	26.0	18.0	149.4
HE240	AA	47.4	224.0	240.0	6.5	9.0	21.0	60.38
	A	60.3	230.0	240.0	7.5	12.0	21.0	76.84
	B	83.2	240.0	240.0	10.0	17.0	21.0	106.0
	M	157	270.0	248.0	18.0	32.0	21.0	199.6
HE260	AA	54.1	244.0	260.0	6.5	9.5	24.0	68.97
	A	68.2	250.0	260.0	7.5	12.5	24.0	86.82
	B	92.9	260.0	260.0	10.0	17.5	24.0	118.4
	M	172	290.0	268.0	18.0	32.5	24.0	219.6

01.德标H型钢/欧标H型钢（HEA/HEB）
H Section DIN1025/EN10025



尺寸和截面特性　Dimensions and Sectional Properties

（1）EN10034:1997　EN10163-3：2004

型号 Designation		理论重量 Unit Weight (kg/m)	截面尺寸 Standard Sectional Dimension (mm)					截面面积 Sectional Area (cm²)
		W	H	B	t_1	t_2	r	A
HE280	AA	61.3	264.0	280.0	7.0	10.0	24.0	78.02
	A	76.4	270.0	280.0	8.0	13.0	24.0	97.26
	B	103	280.0	280.0	10.5	18.0	24.0	131.4
	M	189	310.0	288.0	18.5	33.0	24.0	240.2
HE300	AA	69.8	283.0	300.0	7.5	10.5	27.0	88.91
	A	88.3	290.0	300.0	8.5	14.0	27.0	112.5
	B	117	300.0	300.0	11.0	19.0	27.0	149.1
	M	238	340.0	310.0	21.0	39.0	27.0	303.1
HE320	AA	74.3	301.0	300.0	8.0	11.0	27.0	94.58
	A	97.7	310.0	300.0	9.0	15.5	27.0	124.4
	B	127	320.0	300.0	11.5	20.5	27.0	161.3
	M	245	359.0	309.0	21.0	40.0	27.0	312.0
HE340	AA	78.9	320.0	300.0	8.5	11.5	27.0	100.5
	A	105	330.0	300.0	9.5	16.5	27.0	133.5
	B	134	340.0	300.0	12.0	21.5	27.0	170.9
	M	248	377.0	309.0	21.0	40.0	27.0	315.8
HE360	AA	83.7	339.0	300.0	9.0	12.0	27.0	106.6
	A	112	350.0	300.0	10.0	17.5	27.0	142.8
	B	142	360.0	300.0	12.5	22.5	27.0	180.6
	M	250	395.0	308.0	21.0	40.0	27.0	318.8
HE400	AA	92.4	378.0	300.0	9.5	13.0	27.0	117.7
	A	125	390.0	300.0	11.0	19.0	27.0	159.0
	B	155	400.0	300.0	13.5	24.0	27.0	197.8
	M	256	432.0	307.0	21.0	40.0	27.0	325.8
HE450	AA	99.8	425.0	300.0	10.0	13.5	27.0	127.1
	A	140	440.0	300.0	11.5	21.0	27.0	178.0
	B	171	450.0	300.0	14.0	26.0	27.0	218.0
	M	263	478.0	307.0	21.0	40.0	27.0	335.4

01. 英标H型钢（UB）
H Section EN10025



尺寸和截面特性　Dimensions and Sectional Properties

（1）British Standard(BS)-Universal Beam
BS4:2005 EN10034:1997 EN10163-3：2004

型号 Designation		理论重量 Unit Weight (kg/m)	截面尺寸 Standard Sectional Dimension (mm)					截面面积 Sectional Area (cm²)
		W	H	B	t_1	t_2	r	A
UB457 x 191	67	67.1	453.4	189.9	8.5	12.7	10.2	85.51
	74	74.3	457.0	190.4	9.0	14.5	10.2	94.63
	82	82.0	460.0	191.3	9.9	16.0	10.2	104.5
	89	89.3	463.4	191.9	10.5	17.7	10.2	113.8
	98	98.3	467.2	192.8	11.4	19.6	10.2	125.3
UB533 x 210	82	82.2	528.3	208.8	9.6	13.2	12.7	104.7
	92	92.1	533.1	209.3	10.1	15.6	12.7	117.4
	101	101.0	536.7	210.0	10.8	17.4	12.7	128.7
	109	109.0	539.5	210.8	11.6	18.8	12.7	138.9
	122	122.0	544.5	211.9	12.7	21.3	12.7	155.4
UB610 x 229	101	101.2	602.6	227.6	10.5	14.8	12.7	128.9
	113	113.0	607.6	228.2	11.1	17.3	12.7	143.9
	125	125.1	612.2	229.0	11.9	19.6	12.7	159.3
	140	139.9	617.2	230.2	13.1	22.1	12.7	178.2
UB610 x 305	149	149.1	612.4	304.8	11.8	19.7	16.5	190.0
	179	179.0	620.2	307.1	14.1	23.6	16.5	228.1
	238	238.1	635.8	311.4	18.4	31.4	16.5	303.3
UB686 x 254	125	125.1	677.9	253.0	11.7	16.2	15.2	159.5
	140	140.1	683.5	253.7	12.4	19.0	15.2	178.4
	152	152.4	687.5	254.5	13.2	21.0	15.2	194.1
	170	170.2	692.9	255.8	14.5	23.7	15.2	216.8
UB762 x 267	134	133.9	750.0	264.4	12.0	15.5	16.5	170.6
	147	146.9	754.0	265.2	12.8	17.5	16.5	187.2
	173	173.0	762.2	266.7	14.3	21.6	16.5	220.4
	197	196.8	769.8	268.0	15.6	25.4	16.5	250.6

01. 英标H型钢（UB）
H Section EN10025



尺寸和截面特性　Dimensions and Sectional Properties

（1）British Standard(BS)-Universal Beam
BS4:2005 EN10034:1997 EN10163-3：2004

型号 Designation		理论重量 Unit Weight (kg/m)	截面尺寸 Standard Sectional Dimension (mm)					截面面积 Sectional Area (cm²)
		W	H	B	t_1	t_2	r	A
UB838 x 292	176	175.9	834.9	291.7	14.0	18.8	17.8	224.0
	194	193.8	840.7	292.4	14.7	21.7	17.8	246.8
	226	226.5	850.9	293.8	16.1	26.8	17.8	288.6
UB914 x 305	201	200.9	903.0	303.3	15.1	20.2	19.1	255.9
	224	224.2	910.4	304.1	15.9	23.9	19.1	285.6
	253	253.4	918.4	305.5	17.3	27.9	19.1	322.8
	289	289.1	926.6	307.7	19.5	32.0	19.1	368.3
	343	343.3	911.8	418.5	19.4	32	24.1	437.3
	388	388	921	420.5	21.4	36.6	24.1	494.2
UB1016*305	222	222	970	300	16	21.1	30	282.8
	249	249	980	300	16.5	26	30	316.8
	272	272	990	300	16.5	31	30	346.8
	314	314	1000	300	19.1	35.9	30	400.4
	350	350	1008	302	21.1	40	30	445.4
	393	393	1016	303	24.4	43.9	30	500.2
	415	415	1020	304	26	46	30	528.7
	438	438	1026	305	26.9	49	30	556.3
	494	494	1036	309	31	54	30	629.1
	564	564	1056	314	36	64	30	743.7

DIN

EN

Value-Added Services

Project conversion is sometimes necessary to help a client leverage cost savings by switching to the Chinese fabrication standard. It is not “us” trying to change “your” engineering. The conversion is a value-added process where supply engineering resources to re-model your project and make new connection designs before detailing.

Advantages of converting the project are:

- **Best Procurement Costs**
- **Faster MTO and ABM**
- **Earlier Material Procurement**
- **More Hot-Rolled Long Sections**
- **Less Built-Up Steel Sections**
- **Less Substitutions**
- **Less Stock (Inventory) Volume**
- **Sequential Delivery (IN & OUT)**
- **Lower Initial Deposits**
- **Better Steel Quality Control**

Project Conversion

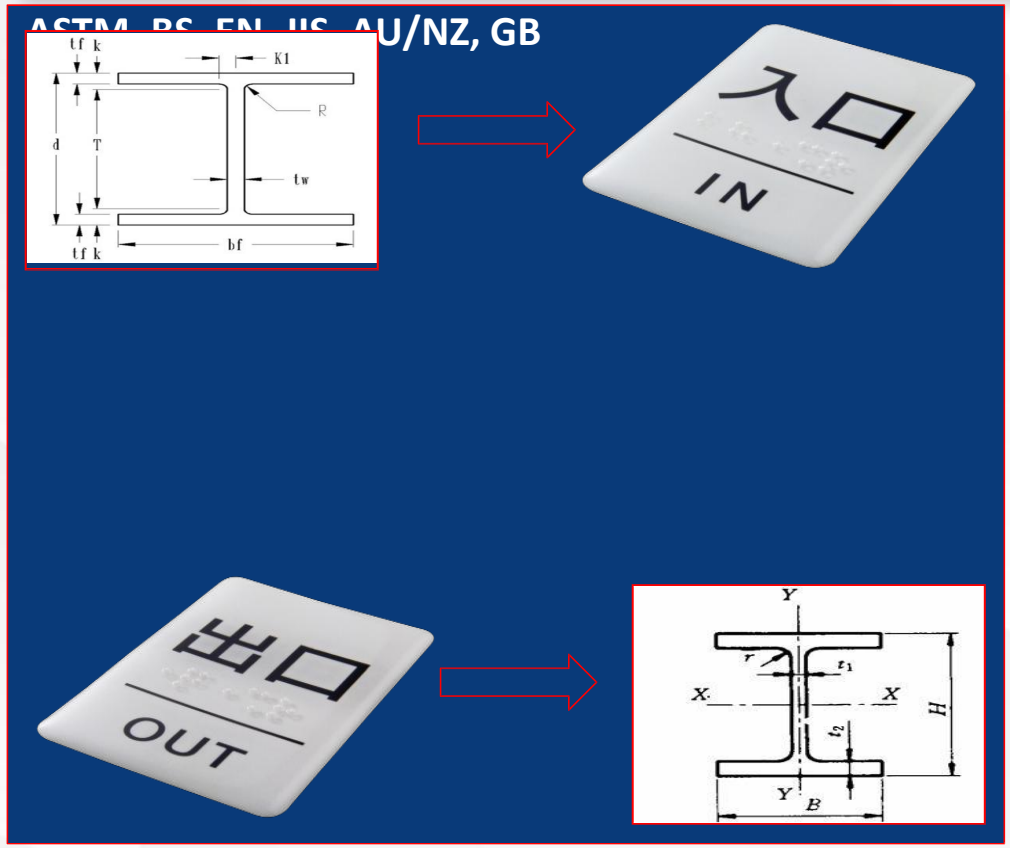

PRODUCTION SITE MANAGEMENT


blanking


molding.welding


end-millng


hole making


secondary combination and welding


shot peening and cleaning


corrosion prevention of paint


on-site hoisting

MAIN EQUIPMENT



laser cutting machine



Straightening machine



Shot blasting machine



CNC plasma flame cutting machine



Sawing machine



arc-submerging welder



CNC drilling machine



Assemble the straightening and welding machine

WELDING SCHOOL





WELDING SCHOOL

WELDING SCHOOL IS NOT LARGE, BUT 5 WELDING STATIONS ARE RUN EVERY WEEK TO IMPROVE THE PRACTICE OF GMAW AND FCAW WELDING. THE TRAINING IS MANDATORY, AND TRAINING IS PROVIDED BY AN FCAW FOREMAN IN VARIOUS REQUIRED WELDING POSITIONS.

PROCESS: SHOT BLASTING





BLASTING TO SA 2.5 / SP10





PROCESS: PAINT COATINGS



USES 24 FILTERED AIR SUPPLY LINES FOR APPLYING AIRLESS SPRAY COATINGS FOR ENAMEL, EPOXY, AND POLYURETHANE TOPCOATS

PROCESS: GALVANIZING







STEEL MEMBERS CAN BE GALVANIZED TO INTERNATIONAL STANDARDS, SUCH AS ASTMA123, OR GAA.

PROCESS: PAINT DETAILING



PAINTER USES MASKING TO PROTECT CONNECTION AREA IN STAIR STRINGER.

PROCESS: PACKING



A nicely packed skid showing intermediary and main banding, double cable clamps on lashings, corner protection, and a low center of gravity.





PROCESS: PACKING



2 cable clamps should be used for each cable lashing.

** Please note that both cable clamps should face the same direction and be spaced 3" apart to prevent slipping while load handling. Cable slippage is the main cause of loose lashings and contributes to load shifting.



PROCESS: PACKING



Metal tag identifying member should be secure and easily located.



Wire preventers are used to check fore and aft load shifting.

INTQC













FEED MILL PLANT PROJECTS









INDUSTRIAL PROJECTS





INDUSTRIAL PROJECTS



We have done the trial assembply for most of the structure here in our shop and some of them (chutes & hoppers with wear plates and other mechnaical components of the crusher units) shipped as assembled.





INDUSTRIAL PROJECTS

A Refractory Factory Project located in Doha, Qatar.

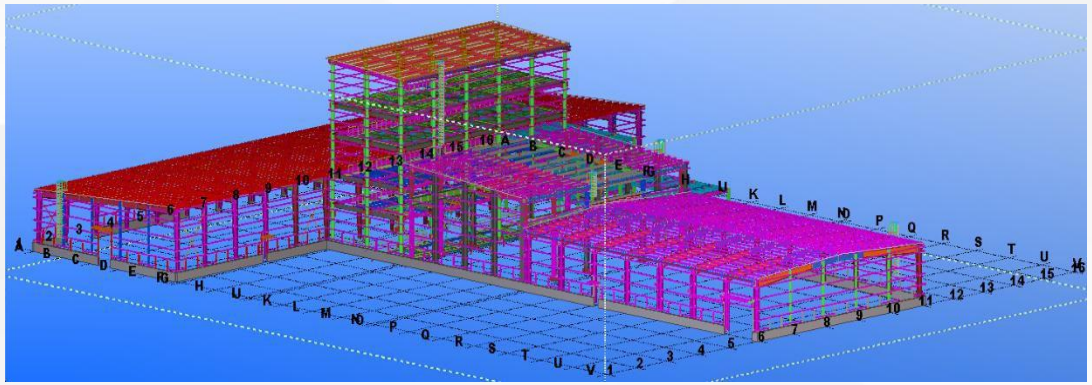





INDUSTRIAL PROJECTS









INDUSTRIAL PROJECTS







INDUSTRIAL PROJECTS







WIND TOWER SHIPPING FIXTURE PROJECTS



CUTTING



FIT-UP AND WELDING



GRINDING



TRANSPORTATION AND BLASTING



PAINTING



PACKING AND SHIPPING

WIND TOWER SHIPPING FIXTURE PROJECTS







